

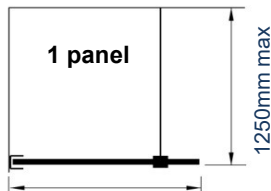
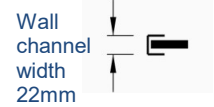
Aqua Screen Pure shower panels

DIMENSIONS

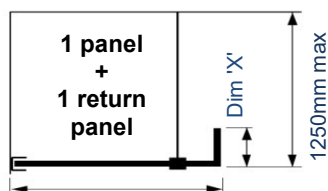
Height 2000mm

The quoted width dimensions are nominal - there is ± 10mm adjustment at the wall channels for out-of-true walls.

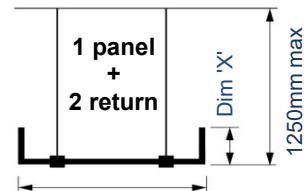
Aqua Screen Pure panels can be installed with the braces mounted either perpendicularly or at an angle to a wall. The braces cannot be mounted vertically to the ceiling.



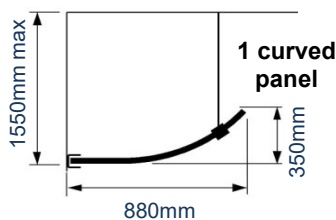
500 panel	480mm
600 panel	580mm
700 panel	680mm
800 panel	780mm
900 panel	880mm
1000 panel	980mm
1200 panel	1180mm



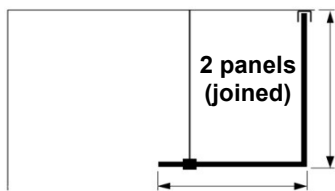
500 panel	490mm
600 panel	590mm
700 panel	690mm
800 panel	790mm
900 panel	890mm
1000 panel	990mm
1200 panel	1190mm



500 panel	487mm
600 panel	587mm
700 panel	687mm
800 panel	787mm
900 panel	887mm
1000 panel	987mm
1200 panel	1187mm

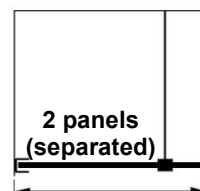


Dim 'X' = 200mm Return panel = 190mm 300mm Return panel = 290mm



500 panel	465mm
600 panel	565mm
700 panel	665mm
800 panel	765mm
900 panel	865mm
1000 panel	965mm
1200 panel	1165mm

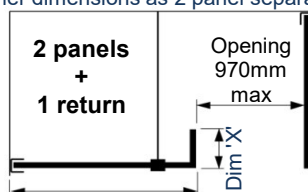
500 panel	490mm
600 panel	590mm
700 panel	690mm
800 panel	790mm
900 panel	890mm
1000 panel	990mm
1200 panel	1190mm



500 panel	480mm
600 panel	580mm
700 panel	680mm
800 panel	780mm
900 panel	880mm
1000 panel	980mm
1200 panel	1180mm

500 panel	480mm
600 panel	580mm
700 panel	680mm
800 panel	780mm
900 panel	880mm
1000 panel	980mm
1200 panel	1180mm

All other dimensions as 2 panel separated



500 panel	490mm
600 panel	590mm
700 panel	690mm
800 panel	790mm
900 panel	890mm
1000 panel	990mm
1200 panel	1190mm

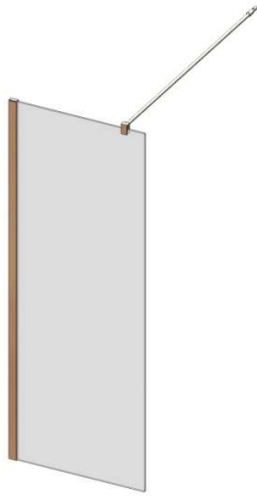
Dim 'X' = 200mm Return panel = 190mm 300mm Return panel = 290mm

Glass 8mm thick (5mm for curved glass) - toughened to EN 12150 1C Clear or satin finish Coated with Glassguard

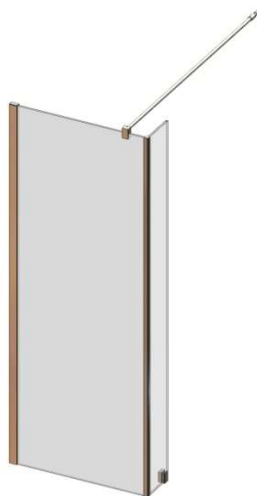
Frame Aluminium alloy. Chrome finish. Extruded to BS EN 755-9

Aqua Screen Pure shower panels


Typical Installation options




PANEL PACK



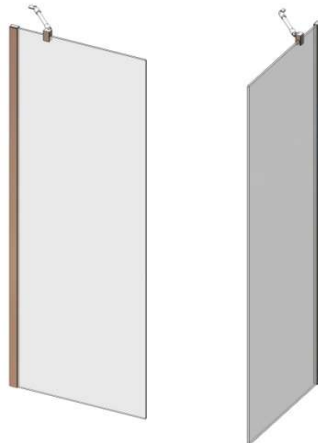
PANEL PACK
+
1 RETURN PACK



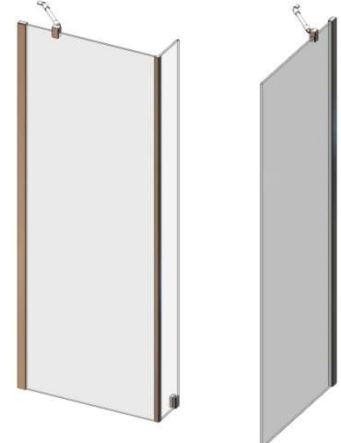
PANEL PACK
+
2 RETURN PACKS



2x PANEL PACKS



2x PANEL PACKS



2x PANEL PACKS
+
1 RETURN PACK



1 CURVED
FRONT PANEL PACK
(Aqua Screen Pure brand only)


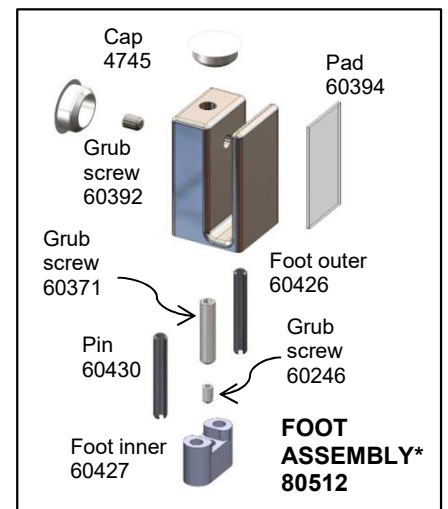
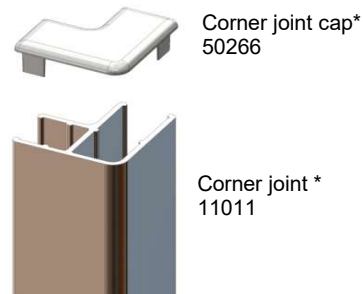
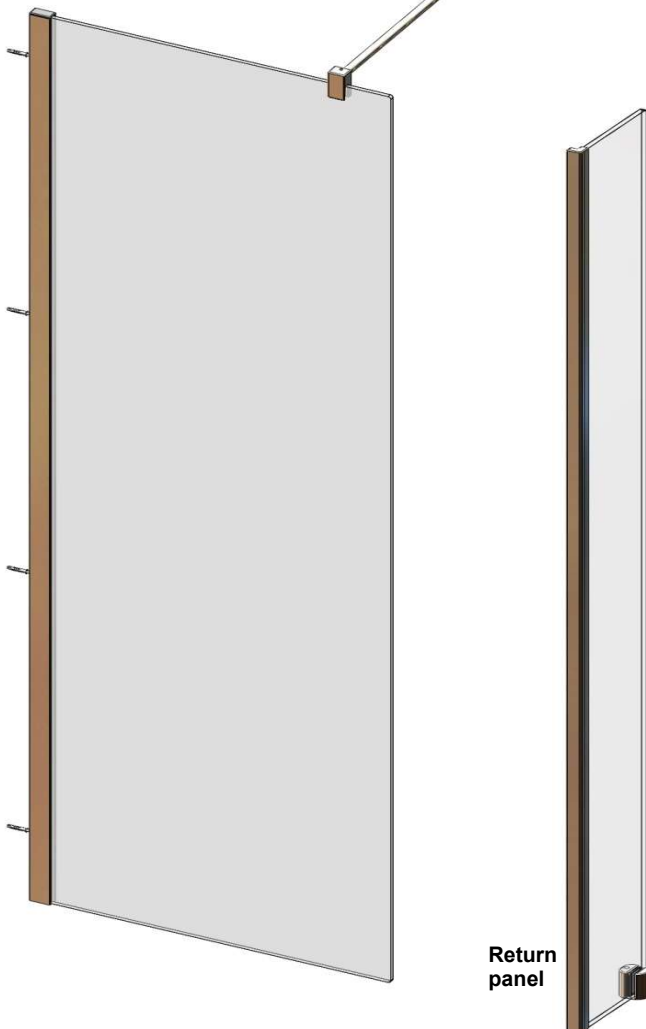
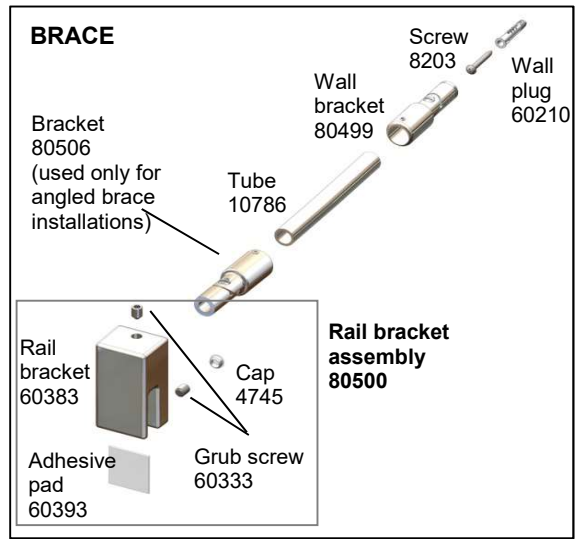
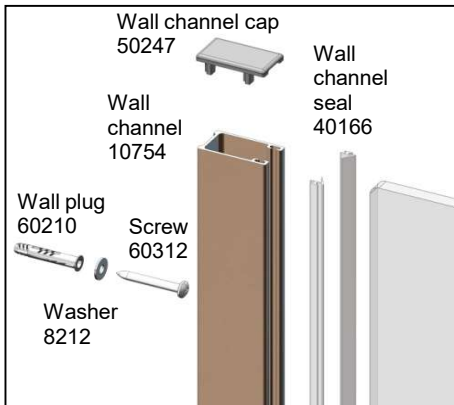
Aqua Screen Pure panels can be installed with the braces mounted either perpendicularly or at an angle to a wall.

The braces cannot be mounted vertically to the ceiling.

The return panel cannot be fitted to a curved panel

Aqua Screen Pure shower panels

Parts



Instruction Leaflet
Aqua Screen Pure 71399

Screwpack
Front panel 80503
Return panel 80572
Curved panel 80584

* = part included in the return panel pack

© CORAM SHOWERS LTD 2014